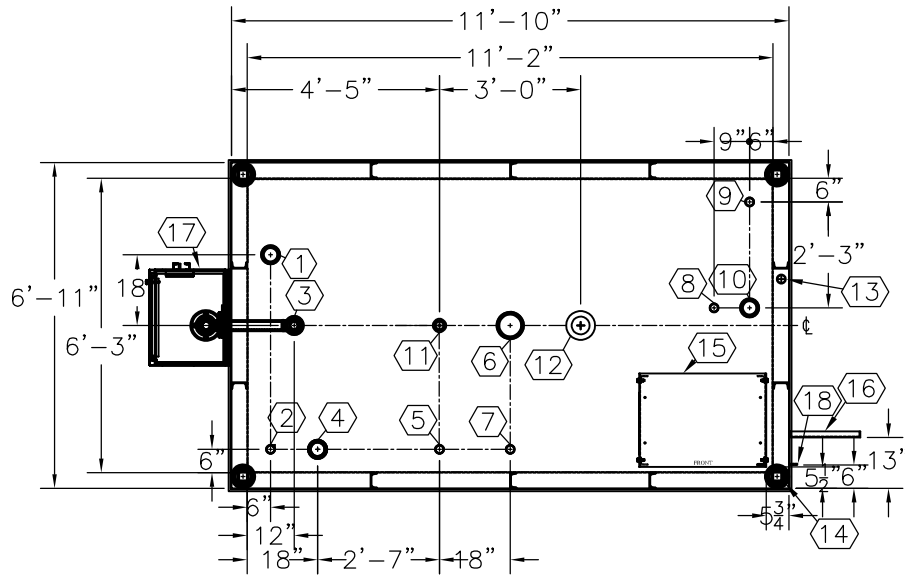
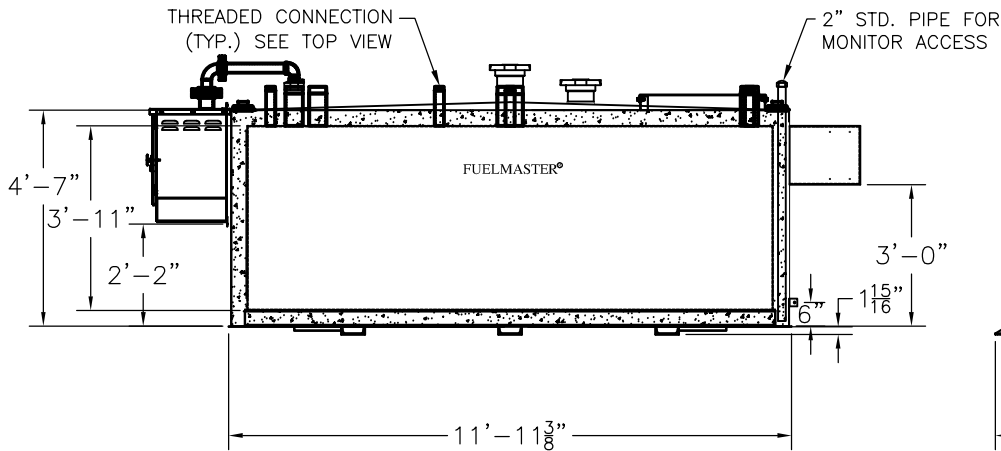


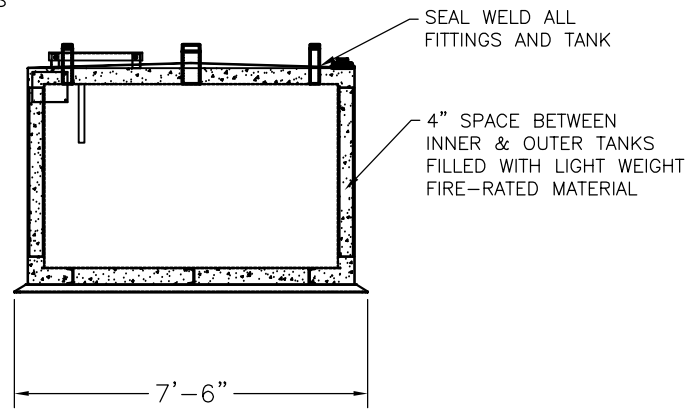
NOTE:
OVERALL SHIPPING DIMENSION: 15'-10" L X 7'-6" W X 7'-0" H



TOP VIEW



ELEVATION



END VIEW

ITEM	SIZE	SUGGESTED FUNCTION
1	4"	PHASE 1 VAPOR RECOVERY/SPARE
2	2"	CLOCK LEVEL GAUGE
3	4"	FILL W/2" FILL LIMITER
4	4"	ELECTRONIC LEVEL GAUGE (OPTIONAL)
5	2"	PRIMARY WORKING VENT W/RISER PIPE
6	6"	PRIMARY TANK EMERGENCY VENT
7	2"	SPARE
8	2"	SUCTION PUMP
9	2"	HIGH LEVEL ALARM
10	4"	SPARE
11	2"	SECONDARY WORKING VENT
12	6"	SECONDARY CONTAINMENT EMERGENCY VENT
13	2"	SECONDARY MONITOR PIPE
14	4"	FIRE RATED MATERIAL FILL
18	2" X 2"	GROUND CLIP, DWG."MCB004"
15	N/A	9822 DISPENSER BRACKET, DWG."PBB015"
16	N/A	DISPENSER BRACKET, DWG."DSB001"
17	2" PIPE	MORRISON 2QBB REMOTE FILL BOX, DWG."SBB201"

TANK SPECIFICATIONS

VENTING CAPACITY: PRIMARY TANK - 239,000 CUBIC FEET PER HOUR
 SECONDARY TANK - 241,800 CUBIC FEET PER HOUR

MATERIAL: PRIMARY TANK - 3/16" THICK
 SECONDARY TANK - 3/16" THICK

PRODUCT CODE	GALLONS	DESCRIPTION	OVERALL SIZE	SHIP WT.
FMAA102MVS001	2,000	U/L-2085 ABOVE GROUND VAULT TANK W/FUEL SYSTEM	11'-10" L X 6'-11" W X 4'-9" H	13,300 LBS.

THIS DRAWING AND DESIGN SHOWN HEREIN IS THE PROPERTY OF CONTAINMENT SOLUTIONS. USE OR COPIES THEREOF CANNOT BE MADE WITHOUT WRITTEN CONSENT.

CUSTOMER NAME: _____
APPROVED BY: _____ DATE: _____

CONTAINMENT SOLUTIONS®

DRAWN BY: D. ROVANG DATE DRAWN: 01-01-14
 DWG NUMBER: 5103544S SCALE: 1:50
 REV: B REV BY: RSO DATE: 01-01-19 SHEET: 1 OF 1