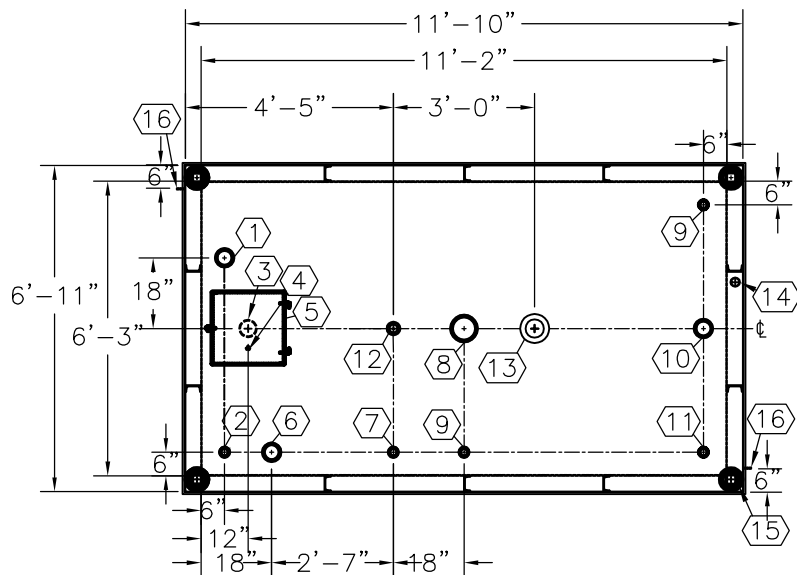
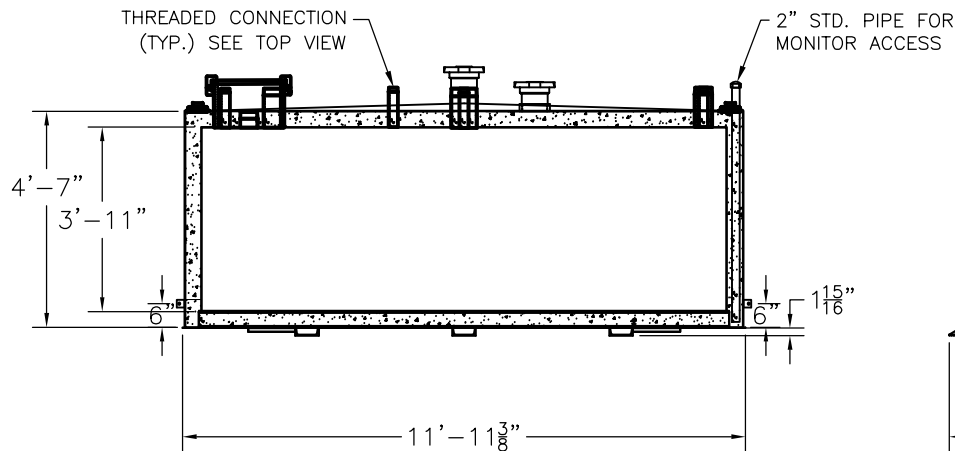


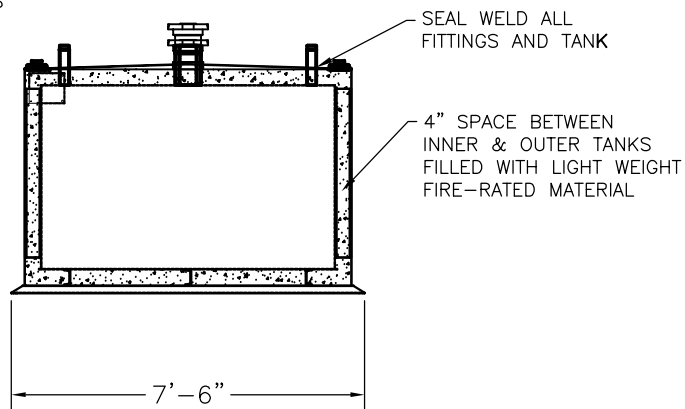
**NOTE:**  
**OVERALL SHIPPING DIMENSION: 12'-2" L X 7'-6" W X 5'-7" H**



**TOP VIEW**



**ELEVATION**



**END VIEW**

ITEM	SIZE	SUGGESTED FUNCTION
1	4"	PHASE 1 VAPOR RECOVERY/SPARE
2	2"	MECHANICAL GAUGE
3	4"	FILL
4	1/2"	DRAIN FOR SPILLBOX
5	15 GAL	SPILLBOX, DWG."SBB001"
6	4"	ELECTRONIC LEVEL GAUGE
7	2"	PRIMARY WORKING VENT
8	6"	PRIMARY TANK EMERGENCY VENT
9	2"	SPARE
10	4"	SUBMERSIBLE PUMP
11	2"	SUCTION PUMP/SPARE
12	2"	SECONDARY WORKING VENT
13	6"	SECONDARY CONTAINMENT EMERGENCY VENT
14	2"	SECONDARY MONITOR PIPE
15	4"	FIRE RATED MATERIAL FILL
16	2" X 2"	GROUND CLIP, DWG."MCB004"

**TANK SPECIFICATIONS**

**VENTING CAPACITY: PRIMARY TANK - 239,000 CUBIC FEET PER HOUR**  
**SECONDARY TANK - 265,000 CUBIC FEET PER HOUR**  
**MATERIAL: PRIMARY TANK - 3/16" THICK**  
**SECONDARY TANK - 3/16" THICK**

PRODUCT CODE	GALLONS	DESCRIPTION	OVERALL SIZE	SHIP WT.
V4AA102MVS001	2,000	U/L-2085 ABOVE GROUND VAULT TANK W/SPILLBOX	11'-10" L X 6'-11" W X 4'-9" H	12,500 LBS.

THIS DRAWING AND DESIGN SHOWN HEREIN IS THE PROPERTY OF CONTAINMENT SOLUTIONS. USE OR COPIES THEREOF CANNOT BE MADE WITHOUT WRITTEN CONSENT.

CUSTOMER NAME: \_\_\_\_\_  
**APPROVED** BY: \_\_\_\_\_ DATE: \_\_\_\_\_



DRAWN BY: D. ROVANG	DATE DRAWN: 01-01-14
DWG NUMBER: 5100004	SCALE: 1:50
REV: _____	REV BY: _____
DATE: _____	SHEET: 1 OF 1